



# Grass headers

for choppers

G.E. 25 - 30 - 32 - 35 - 38 - 42 - 45

*... the more advantages grass headers*



Model s	GE 25	GE 30	GE 32	GE 35	GE 38	GE 42	GE 45
Width at work	2 m 50	3 m 08	3 m 23	3 m 55	3 m 85	4 m 15	4 m 45
Total width	3 m 05	3 m 65	3 m 90	4 m 05	4 m 40	4 m 70	5 m

# PICK-UP

## FIXED GE WITH OR WITHOUT LONGITUDINAL TRANSPORT WHEELS for GE 35 - 38 - 42 - 45




### Our strong points

- 7 new picking widths ideally designed for all types of harvesters and swathers;
- The newly designed GE range is destined for users with the highest requirements for use in extreme conditions;
- This line, export-proven for 11 years, will provide success with savings;
- Pick-ups built with high quality materials with a long lifetime and very easy intervention;
- Freedom to add a longitudinal transport system: an axle that attaches under the pick up and a foldable drawbar;
- In pick-up position, weight is reduced to a minimum; Single unit chassis designed for intensive work;
- Pick-up diameter identical to other lclass pick-ups but harvesting is finer because the distance between teeth is reduced to 75 mm for re-cut grass;
- Simplified drive with a division gearbox;
- Variable speed drive;
- Floating large diameter tubular screw (4 mm thick) centrally reinforced for perfect drive regularity;
- Adjustable steel wheels under the pick-up;
- Skids at extremities;
- Even if the harvest is sparse, the new design of the baler bar provides excellent feeding of the forage to the screw without hindering when cleaning.



# IDASS

WARRANTY  
2  
YEARS OLD




Boggie tandem wheels optional

## The new line for finer picking...

- A** A non sticking floating auger, wide diameter doubled as a pyramidier system in the middle to perform a regular feeding
- B** The concept of adjustable baler bar to allow small or big swaths harvest and a quick and efficient unsticking.
- C** Long and curved tines. Narrower space at 75 millimeters to get a clean harvest.
- D** A simple basic concept header over a rigid chassis to respond to the efforts required by powerful forage harvesters.
- E** Rounded metal wheels located under the header for the balance and afford a slipper on curved swath or harvest through ditches.
- F** Safety transmission with double exit box adapted for the high power of the new self propelled forage harvesters.



Hydraulic base activated with a hand pump or direct from the forage harvester



The hydraulic locker "fork" is well located under the header. You can hook it perfectly on its trailer without angle problem, without physical effort and without any risk taken by the operator who can do it easy from the seat of the Forage Harvester.




Easy greasing of the comes with a box double exit to insure longer life  
Hydraulic baler bar (option) for regular feeding in heavy crops and easy acces to the auger.  
Buy another Chopper and save your IDASS GE header.  
Retractable draw bar to fit with the shipping wheels.

### Options


- ⓐ Bogie/tandem wheels: installation in place of the steel wheels and skids at extremities for following irregular terrain, greater flexibility in use, reduced pressure on the soil by a better distribution of masses and closer following of relief.
- ⓑ Bogie wheels can fit with shipping wheels for the models GE 42 and GE 45;
- ⓒ Dual effect lifting of baler bar;
- ⓓ Removable axle kit and transport drawbar for travel on non-public roads and paths for GE 35 - 38 - 42 - 45;
- ⓔ Certified transport carriage compliant with Road Regulation;
- ⓕ Upper grill.



Shipping wheels available as kit fitting all Pick-up GE 35 - 38 - 42 - 45.  
Well located, the axle afford a better checking of the header from the forage harvester in the curves. Minimize the overhung.



A double entry division gearbox



Capacity/Model	GE 25	GE 30	GE 32	GE 35	GE 38	GE 42	GE 45
Working width	2,50 m	3,08 m	3,23 m	3,55 m	3,85 m	4,15 m	4,45 m
Total width	3,05 m	3,65 m	3,90 m	4,05 m	4,40 m	4,70 m	5 m
Without gathered swath mowed							
Mower	2 m	2 m	2,20 m	2,50 m	2,80 m	3 m	3,20 m
2 swath large	2,50 m	2,90 m	3 m	3,10 m	3,80 m	4 m	4,20 m
With gathered swath mowed							
Mower	2,50 m	2,50 m	2,80 m	3 m	3,20 m	x	x
2 swath large	2,50 m	2,50 m	2,80 m	3,20 m	3,40 m	x	x

Nota : With 2 getered swath mowed, can be a tiny bit different, according swath volumes and bel. For different other mowers, ask us, Folding grass headers : ask us.



WARRANTY  
2  
YEARS OLD



# PICK-UP



## THE MOST COMPLETE LINE ON THE MARKET

New performances for new ensilage machines : adaptable IDASS pick-ups are indispensable complements to modern powerful ensilage machines.

### Guarantee

Our pick-ups are guaranteed for one year against manufacturing defaults and in the context of normal use.

### Services

On our very large site, we stock a very large quantity of spare parts. Delivery is this rapid throughout France by express delivery.

### THE IDASS PICK-UP LINE

Cat. No.	Working width	Total width*	On-board carriage	Non-grouped capacity	Weight* (Kg)
GE 25	2,50m	3,05m		andains regroupés	1050
GE 30	3,08m	3,65m		2 andains de 2,00m	1080
GE 32	3,23m	3,90m		2 andains de 2,20m	1100
GE 35	3,55m	4,05m	option	2 andains de 2,50m	1200
GE 38	3,85m	4,40m	option	2 andains de 2,70m	1300
GE 42	4,15m	4,70m	option	2 andains de 3,00m	1400
GE 45	4,45m	5,00m	option	2 andains de 3,20m	1500

\* Excluding options

All data and illustrations in this document are meant to mean useful pick-up diameters, for reaper swaths in non-grouped or close configuration.

### IDASS PICK-UP are adaptable on silage machines :

Forage Harvester	Pick-up						
	GE 25	GE 30	GE 32	GE 35	GE 38	GE 42	GE 45
CLAAS Jaguar 600	•	•	•	•	•	•	•
CLAAS Jaguar 800	•	•	•	•	•	•	•
N-HOLLAND 19/2000	•	•	•	•	•	•	•
N-HOLLAND FX	•	•	•	•	•	•	•
JOHN DEERE 5000	•	•	•	•	•	•	•
JOHN DEERE 6000	•	•	•	•	•	•	•
HESSTON 7700	•	•	•	•	•	•	•
FIATAGRI 9600	•	•	•	•	•	•	•
MENGELE 6000 - 7000	•	•	•	•	•	•	•
M. FERGUSON	•	•	•	•	•	•	•
FAHR GIGANT	•	•	•	•	•	•	•
CASE 8790	•	•	•	•	•	•	•

Consult us for other types of ensilage machines.

Note : separate drawbar kits of the GF Lines are not interchangeable with the GE lines

## Pick-up GE



www.idass.fr / e-mail : outils.recolte@idass.fr

Standard : 02 38 74 70 28 Commercial : 02 38 74 27 78  
 Secrétariat : 02 38 74 62 96 Magasin pièces : 02 38 74 68 62  
 Comptabilité : 02 38 74 62 97 Service Technique : 02 38 74 68 61  
 Direction : 02 38 74 27 77 - Fax : 02 38 74 77 76

Rue de Montbary - ZI Ormes - 45140 Ormes  
 Tél. 02 38 74 70 28 - Fax 02 38 74 77 76

Dealer